



### District Report Card: 2017


<b>State:</b> Haryana	<b>District:</b> Karnal
<b>Class:</b> 5	<b>Subject:</b> Language
<b>Schools:</b> 61	<b>Students:</b> 1282


### Participation/Coverage


#### Students

<div>GENDER</div> <div></div>	Boys				Girls			
	Number		%		Number		%	
	629		49.06		653		50.94	

<div>AREA</div> <div></div>	Rural				Urban			
	Number		%		Number		%	
	1072		83.62		210		16.38	

<div>CATEGORY</div> <div></div>	SC		ST		OBC		GEN	
	Number	%	Number	%	Number	%	Number	%
	618	48.21	11	0.86	435	33.93	218	17.00

<div>CWSN</div> <div></div>	LD	VI	HI	S&LD	ID	Oth
	1	1	1	1	4	1

<div>Management</div> <div></div>	Government			Government-aided		
	Number		%	Number		%
	1252		97.66	30		2.34

### Average Performance of Students in Language (%)

Overall	Gender		Area		Management		Social Group			
	Male	Female	Rural	Urban	Govt.	Aided	SC	ST	OBC	GEN
50.14	49.13	51.11	49.25	54.63	49.98	56.44	49.12	21.82	53.82	47.09

## Performance on Learning Outcomes (LOs)

Learning Outcomes	Description	Average Performance(%)
L504	Reads and comprehends independently storybooks, news items/ headlines, advertisements etc.	47.60
L508	Reads text with comprehension, locates details and sequence of events	51.40

Range of Performance of Students who Answered Correctly							
Below 30%		30% - 50%		50% - 75%		Above 75%	
Number	%	Number	%	Number	%	Number	%
275	21.45	375	29.25	402	31.36	230	17.94

## Lowest Performing Learning Outcomes (LOs)

- 1 - Reads and comprehends independently storybooks, news items/ headlines, advertisements etc. (47.60)
- 2 - Reads text with comprehension, locates details and sequence of events (51.40)